



élanTM



A minimalist interior scene with a white wall. On the left, a rectangular light fixture is mounted on the wall. Below it, a vase holds several dried, thin branches with small green buds. In the foreground, a large, smooth, white sphere sits on a reflective surface.













Every artist has a style. Every home has one too.

A piece of art can define a room. It can make it bolder, softer, more inviting or simply more in line with a way of thinking. It draws attention without uttering a word.

At élan, our passion is art and our medium is light. With each piece in our collection, we create modern sculptures that define a room and your style, while bringing that all-important light to a space.

élan™

A KICHLER® COMPANY

			
Annette s202-203	Crystal Moon™ s205	Destiny s192-193	Gorve s195
			
Haisle™ s217	Iden™ s215	Intezo™ s209	Irvo™ s206
			
Joez™ s204	Kæzzæ™ s212	Kriziæ™ s196	Kurli s213



Kyrzo™
s214



Mærv™
s197



Merco™
s219



Minse™
s218



Quell™
s198-199



Rissel™
s216



Rondil™
s207



Savello™
s208



Sirkus™
s210-211



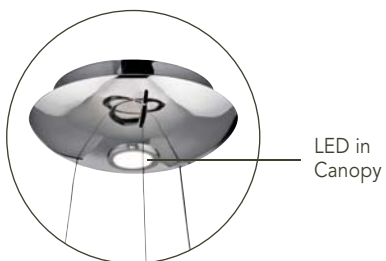
「Destiny」





LED in
Canopy

A | 83620
Chandelier | LED



LED in
Canopy



B | 83619
Chandelier | LED

C | 83618
Sconce | LED

Destiny

Chrome Finish with Etched Acrylic Diffuser

	MODEL	DESCRIPTION	FINISH	LIGHT SOURCE	LED WATTAGE	LED K	LUMENS	DIMMABLE	DIA	L	H	EXT	ADJUSTABLE MAX. HT.
A	83620	Chandelier	Chrome	LED	96.6W + 2.1W	3200K	3457	Yes	36.00	---	2.25	---	122.25
B	83619	Chandelier	Chrome	LED	48.3W + 2.1W	3200K	1749	Yes	27.75	---	2.25	---	98.25
C	83618	Sconce	Chrome	LED	20.7W	3200K	694.7	Yes	---	11.25	10.50	3.50	---

All measurements shown in inches.



A | 83593
Linear Pendant | LED



B | 83602
Flushmount | LED



D | 83601
Mini Pendant | LED



C | 83603
Flushmount | LED

Gorve

Chrome Finish with Clear Cubic Zirconia Chip Diffuser

	MODEL	DESCRIPTION	FINISH	LIGHT SOURCE	LED WATTAGE	LED K	LUMENS	DIMMABLE	L	W	H	ADJUSTABLE MAX. HT.
A	83593	Linear Pendant	Chrome	LED	24.8W	3200K	794.4	Yes	39.25	2.00	1.50	97.50
B	83602	Flushmount	Chrome	LED	16.8W	3200K	677.6	Yes	12.50	12.50	4.75	---
C	83603	Flushmount	Chrome	LED	15W	3200K	906.1	Yes	10.25	10.25	4.75	---
D	83601	Mini Pendant	Chrome	LED	4.2W	3200K	148.4	Yes	4.75	4.75	3.00	123.00

All measurements shown in inches. Lamps included.



See vanity in
Krizia™ Collection
on page 145 in
élan catalog E151.

A | 83594
Linear Pendant | LED

Krizia™

Chrome Finish and Etched Acrylic Diffuser

	MODEL	DESCRIPTION	FINISH	LIGHT SOURCE	LED WATTAGE	LED K	LUMENS	DIMMABLE	L	W	H	ADJUSTABLE MAX. HT.
A	83594	Linear Pendant	Chrome	LED	43.2W	3200K	930.5	Yes	36.00	2.25	2.50	98.50

All measurements shown in inches.



Faux Wood
Finish

A | 83595
Pendant | LED



Chrome
Finish

B | 83596
Pendant | LED

Marv™

Chrome Finish and Faux Wood Finish with Etched Acrylic Diffuser

	MODEL	DESCRIPTION	FINISH	LIGHT SOURCE	LED WATTAGE	LED K	LUMENS	DIMMABLE	L	W	H	ADJUSTABLE MAX. HT.
A	83595	Pendant	Faux Wood	LED	28.8W	3200K	1358	Yes	40.00	2.75	1.50	97.50
B	83596	Pendant	Chrome	LED	28.8W	3200K	1358	Yes	40.00	2.75	1.50	97.50

All measurements shown in inches.



A | 83598
Linear Pendant | LED



B | 83599
Vanity | LED



C | 83597
Linear Pendant | LED



Quell™

Chrome Finish with Etched Acrylic Diffuser

	MODEL	DESCRIPTION	FINISH	LIGHT SOURCE	LED WATTAGE	LED K	LUMENS	DIMMABLE	L	W	H	EXT	ADJUSTABLE MAX. HT.
A	83598	Linear Pendant	Chrome	LED	64.8W	3200K	1475	Yes	60.00	4.75	1.25	---	97.25
B	83599	Vanity	Chrome	LED	45.6W	3200K	847	Yes	29.50	---	7.50	5.00	---
C	83597	Linear Pendant	Chrome	LED	45.6W	3200K	961.2	Yes	40.25	3.75	1.25	---	97.25

All measurements shown in inches.



「Annette」





A | 83624
Pendant | LED



B | 83625
Pendant | LED

Annette

Chrome Finish with Clear Crystals

	MODEL	DESCRIPTION	FINISH	LIGHT SOURCE	LED WATTAGE	LED K	LUMENS	DIMMABLE	DIA	H	ADJUSTABLE MAX. HT.
A	83624	Pendant	Chrome	LED	25.2W	3800K	1277	Yes	17.50	3.25	97.25
B	83625	Pendant	Chrome	LED	43.2W	3800K	1676	Yes	25.50	3.25	109.25

All measurements shown in inches.



A | 83621
Pendant | LED



B | 83623
Pendant | LED

Joez™

Chrome Finish with Clear Crystals

	MODEL	DESCRIPTION	FINISH	LIGHT SOURCE	LED WATTAGE	LED K	LUMENS	DIMMABLE	DIA	H	ADJUSTABLE MAX. HT.
A	83621	Pendant	Chrome	LED	21.6W + 12W	3200K	730.2	Yes	23.50	2.75	109.50
B	83623	Pendant	Chrome	LED	36W + 12W	3200K	953.3	Yes	39.25	2.75	121.75

All measurements shown in inches.



A | 83591
Pendant | LED



B | 83588
Flushmount | LED

Crystal Moon™

Chrome Finish with Clear Cubic Zirconia Chip and Glass Diffuser

	MODEL	DESCRIPTION	FINISH	LIGHT SOURCE	LED WATTAGE	LED K	LUMENS	DIMMABLE	DIA.	H	ADJUSTABLE MAX. HT.
A	83591	Pendant	Chrome	LED	52.8W	3200K	1970	Yes	24.00	2.00	98.00
B	83588	Flushmount	Chrome	LED	38.4W	3200K	1789	Yes	15.75	3.25	---

All measurements shown in inches. Lamps included.



A | 83630
Mini Pendant



B | 83631
Mini Pendant

Irvo™

Bronze Finish and Brushed Nickel Finish

	MODEL	DESCRIPTION	FINISH	LIGHT SOURCE	LED WATTAGE	DIMMABLE	DIA	H	ADJUSTABLE MAX. HT.
A	83630	Mini Pendant	Bronze	(1) LED GU10 MR16	7W	Yes	3.25	14.75	134.75
B	83631	Mini Pendant	Brushed Nickel	(1) LED GU10 MR16	7W	Yes	3.25	14.75	134.75

All measurements shown in inches.



Rondil™

Faux Granite Finish and Faux Concrete Finish

	MODEL	DESCRIPTION	FINISH	LIGHT SOURCE	LED WATTAGE	DIMMABLE	DIA	H	ADJUSTABLE MAX. HT.
A	83633	Mini Pendant	Faux Granite Finish	(1) LED GU10 MR16	7W	Yes	3.00	15.75	135.75
B	83634	Mini Pendant	Faux Concrete Finish	(1) LED GU10 MR16	7W	Yes	3.00	15.75	135.75

All measurements shown in inches.



A | 83606
Mini Pendant | LED

B | 83605
5-Light Spiral Pendant | LED

C | 83604
Mini Pendant | LED

Clear Barber
Pole Glass

Savello™ /Intezo™

Chrome Finish and Clear Ribbed Glass / Chrome Finish with Clear Barber Pole Glass

	MODEL	DESCRIPTION	FINISH	LIGHT SOURCE	LED WATTAGE	LED K	LUMENS	DIMMABLE	DIA	H	ADJUSTABLE MAX. HT.
A	83606	Mini Pendant	Chrome	LED	5.4W	3200K	440.5	Yes	5.00	11.75	170.75
B	83605	5-Light Spiral Pendant	Chrome	LED	27W	3200K	1715	Yes	9.50	11.25	107.25
C	83604	Mini Pendant	Chrome	LED	5.4W	3200K	326	Yes	1.75	11.50	131.50

All measurements shown in inches.



3 LEDs in
Canopy

Rings Pivot
Horizontally

A | 83665
Pendant | LED Warm White



B | 83668
Pendant | LED Cool White


See entire
Sirkus™ Collection
on pages 76-77 in
élan catalog E151.

Sirkus™

Chrome Finish with Clear Etched Acrylic Lens

	MODEL	DESCRIPTION	FINISH	LIGHT SOURCE	LED WATTAGE	LED K	LUMENS	DIMMABLE	L	W	H	ADJUSTABLE MAX. HT.
A	83665	Pendant	Chrome	LED	69W + 9W	3200K	2655	Yes	38.25	30.75	43.50	139.50
B	83668	Pendant	Chrome	LED	69W + 9W	3800K	3013	Yes	38.25	30.75	43.50	139.50

All measurements shown in inches. Matches Sirkus family pg. 77 of élan catalog No. E151



A | 83610
Pendant | LED

B | 83609
Pendant | LED



C | 83586
Pendant | LED



D | 83587
Pendant | LED

Kazza™/Kurli

Chrome Finish with Etched Acrylic Diffuser / Chrome with Etched Acrylic Diffuser

	MODEL	DESCRIPTION	FINISH	LIGHT SOURCE	LED WATTAGE	LED K	LUMENS	DIMMABLE	DIA	L	W	H	ADJUSTABLE MAX. HT.
A	83610	Pendant	Chrome	LED	33.48W	3800K	1355	Yes	---	34.00	27.25	---	120.75
B	83609	Pendant	Chrome	LED	21.9W	3800K	1145	Yes	---	23.75	19.00	---	96.75
C	83586	Pendant	Chrome	LED	23.76W	3200K	959.2	Yes	23.50	---	---	2.00	98.00
D	83587	Pendant	Chrome	LED	30.24W	3200K	976.2	Yes	30.00	---	---	2.00	98.00

All measurements shown in inches.



B | 83611
Pendant | LED



A | 83612
Pendant | LED



C | 83613
Vanity | LED
ADA Compliant



D | 83614
Sconce | LED
ADA Compliant

Kyrzo™/Idea™

Satin Aluminum Finish with Etched Acrylic Diffuser / Chrome Finish with Etched Acrylic Diffuser

	MODEL	DESCRIPTION	FINISH	LIGHT SOURCE	LED WATTAGE	LED K	LUMENS	DIMMABLE	L	W	EXT	H	ADJUSTABLE MAX. HT.	ADA COMPLIANT
A	83612	Pendant	Satin Aluminum	LED	57.6W	3200K	1418	Yes	27.75	27.75	---	3.25	111.25	
B	83611	Pendant	Satin Aluminum	LED	33.12W	3200K	727.9	Yes	15.75	15.75	---	3.25	111.25	
C	83613	Vanity	Chrome	LED	43.2W	3200K	762.9	Yes	18.00	---	4.00	4.75	---	YES
D	83614	Sconce	Chrome	LED	21.6W	3200K	244.2	Yes	4.75	---	4.00	12.00	---	YES

All measurements shown in inches.



A | 83615
Vanity | LED



B | 83616
Vanity | LED



C | 83617
Vanity | LED

Rissel™

Satin Nickel Finish and Etched Acrylic Diffuser

	MODEL	DESCRIPTION	FINISH	LIGHT SOURCE	LED WATTAGE	LED K	LUMENS	DIMMABLE	L	EXT	H
A	83615	Vanity	Satin Nickel	LED	21.6W	3200K	1045	Yes	25.25	4.25	4.50
B	83616	Vanity	Satin Nickel	LED	25.2W	3800K	1157	Yes	30.00	4.25	4.50
C	83617	Vanity	Satin Nickel	LED	31.2W	3200K	1139	Yes	36.00	4.25	4.50

All measurements shown in inches.



A | 83628
Linear Rail | LED



B | 83629
Linear Rail | LED

Haisle™

Chrome Finish with Clear Acrylic Etched Inside and Chrome Finish with Etched Acrylic

	MODEL	DESCRIPTION	FINISH	DIFFUSER	LIGHT SOURCE	LED WATTAGE	LED K	LUMENS	DIMMABLE	L	W	H
A	83628	Linear Rail	Chrome	Clear Acrylic Etched Inside	LED	12W	3200K	661.6	Yes	23.50	6.25	5.00
B	83629	Linear Rail	Chrome	Etched Acrylic	LED	12W	3200K	694.1	Yes	23.50	6.25	5.00

All measurements shown in inches.



A | 83642
Sconce | LED



B | 83644
Vanity | LED



C | 83646
Vanity | LED



D | 83648
Vanity | LED



Minse™

Chrome Finish with Ivory-White Acrylic Shade

	MODEL	DESCRIPTION	FINISH	LIGHT SOURCE	LED WATTAGE	LED K	DIMMABLE	L	EXT	H	ADA COMPLIANT
A	83642	Sconce	Chrome	LED	14.4W	3200K	Yes	5.00	3.75	12.25	YES
B	83644	Vanity	Chrome	LED	21.6W	3200K	Yes	17.00	3.75	4.75	YES
C	83646	Vanity	Chrome	LED	28.8W	3200K	Yes	25.00	3.75	4.75	YES
D	83648	Vanity	Chrome	LED	43.2W	3200K	Yes	29.00	3.75	4.75	YES

All measurements shown in inches.



A | 83649
Sconce | LED



B | 83651
Vanity | LED



C | 83653
Vanity | LED



D | 83655
Vanity | LED



Merco™

Brushed Nickel Finish and Ivory-White Acrylic Shade

	MODEL	DESCRIPTION	FINISH	LIGHT SOURCE	LED WATTAGE	LED K	DIMMABLE	L	EXT	H	ADA COMPLIANT
A	83649	Sconce	Brushed Nickel	LED	14.4W	3200K	Yes	4.75	3.75	13.00	YES
B	83651	Vanity	Brushed Nickel	LED	21.6W	3200K	Yes	17.00	3.75	4.75	YES
C	83653	Vanity	Brushed Nickel	LED	28.8W	3200K	Yes	25.00	3.75	4.75	YES
D	83655	Vanity	Brushed Nickel	LED	43.2W	3200K	Yes	29.00	3.75	4.75	YES

All measurements shown in inches.

Index

83586s213	83599s198	83612s214	83623 s204	83644s218
83587s213	83601s195	83613s215	83624..... s202	83646s218
83588 s205	83602s195	83614s215	83625 s203	83648s218
83591 s205	83603s195	83615s216	83628s217	83649s219
83593s194	83604 s209	83616s216	83629s217	83651s219
83594s196	83605 s209	83617s216	83630 s206	83653s219
83595s197	83606 s208	83618s193	83631 s206	83655s219
83596s197	83609s212	83619s193	83633 s207	83665 s210
83597s199	83610s212	83620s192	83634 s207	83668s211
83598s198	83611s214	83621 s204	83642s218	

Halogen Bulbs



35W, 120V, GU10,
Type MR-16 Bulb

Abbreviation Codes

- L

=

length
- W

=

width
- H

=

height
- DIA

=

diameter
- EXT

=

extension
- Max. Ht.

=

maximum height

Recommended Dimmers

Only electronic low voltage ("ELV") dimmers should be used. LED fixture dimming performance will vary between dimmer manufacturers and models. Recommended ELV dimmers include: Legrand® adorne® sofTap® Dimmer ADTP703TUM4* or Leviton® Decora® SureSlide® Dimmer 6615-POW. **

* Legrand®, adorne® and sofTap® are registered trademarks in the United States, other countries or both of Legrand France or its affiliates. Kichler claims no rights or interest in such trademarks.

** Leviton®, Decora® and SureSlide® are trademarks of Leviton Mfg. Co., Inc., registered in the United States and other countries. Kichler claims no rights or interest in such trademarks.

General Warranty

Warranty and Limitations

Aside from the exceptions noted below, élan warrants that its Products will be free from defects in material and workmanship for one (1) year from the date of purchase by the Original Purchaser. The exceptions are:

LED Wall Sconces, LED Pendants and LED Chandeliers are warranted for three (3) years on the Light Engine and all other electrical components.

Non-LED Light bulbs carry no warranty.

To replace a Product that has a warranted defect, the Original Purchaser shall return any allegedly defective parts or Products to the authorized élan distributor the Product was purchased from with PROOF OF PURCHASE, Original Purchaser's name and return address, and a description of the claimed Product defect.

If any of the warranted Products are found by élan, in its sole discretion, to be defective, such Products will, at élan's sole option and cost, be replaced, repaired or refunded less an amount directly attributable to Original Purchaser's prior use of the Product. élan will return the repaired or replaced Product prepaid freight. This warranty does not cover labor or other costs or expenses to remove or install any defective, repaired or replaced Product.

The parties hereto expressly agree that Original Purchaser's sole and exclusive remedy against élan shall be for the repair, replacement or refund of defective Products as provided herein. This warranty extends only to Product ownership by the Original Purchaser; is not transferable whether to heirs, subsequent owners, or otherwise; and is void if the Original Purchaser ceases to own the Product.

This warranty does not apply to any Products that have been subjected to misuse, mishandling, misapplication, connected to voltage at more than 5% above standard North American Voltage, unusual use (including but not limited to use in an environment where the annual average ambient operating temperature is below 27 or above 95 degrees Fahrenheit), neglect (including but not limited to improper maintenance), accident, acts of god such as high winds, improper installation or care, failure to follow the Product's written instructions for normal use and care, improper packaging of Products returned to élan, modification (including but not limited to use of unauthorized parts or attachments), or adjustment or repair. Significant Product exposure to chemicals, harsh cleaners, salt water or salt air will void any and all warranties on exterior finishes. Notwithstanding the foregoing, This warranty only applies when all components, including transformers, have been provided by élan. Substituting another manufacturer's product and/or components will render the warranty completely void.

THIS WARRANTY GIVES YOU SPECIFIC LEGAL RIGHTS. YOU MAY ALSO HAVE OTHER RIGHTS WHICH VARY FROM STATE TO STATE. SOME STATES DO NOT ALLOW LIMITATIONS ON HOW LONG AN IMPLIED WARRANTY LASTS OR THE EXCLUSION OR LIMITATION OF INCIDENTAL OR CONSEQUENTIAL DAMAGES SO THE ABOVE LIMITATIONS OR EXCLUSIONS MAY NOT APPLY TO YOU.

THE FOREGOING WARRANTY IS IN LIEU OF ALL OTHER WARRANTIES, EXPRESS OR IMPLIED, INCLUDING THOSE OF MERCHANTABILITY, FITNESS FOR ANY PARTICULAR PURPOSE OR INFRINGEMENT. ORIGINAL PURCHASER SHALL IN NO EVENT BE ENTITLED TO, AND élan SHALL NOT BE LIABLE FOR, INDIRECT, SPECIAL, INCIDENTAL OR CONSEQUENTIAL DAMAGES OF ANY NATURE, INCLUDING, BUT NOT LIMITED TO LOSS OF PROFIT, PROMOTIONAL AND/OR MANUFACTURING EXPENSES, OVERHEAD, INJURY TO REPUTATION AND/OR LOSS OF CUSTOMERS.

To serve you better, élan Lighting reserves the right to make improvements to the products in this catalog. Therefore, some products may change during the life of the catalog and the product information contained in this catalog may also have changed.



élan™

A Kichler® Company
Phone 855.226.7169
fax 866.336.1033

elan-lighting.com

Catalog No. **E156**
15MX3525_5M
Printed in USA

© Copyright. All rights reserved. Kichler®
élan™ fixtures are U.S. and Canadian Patent Pending.

